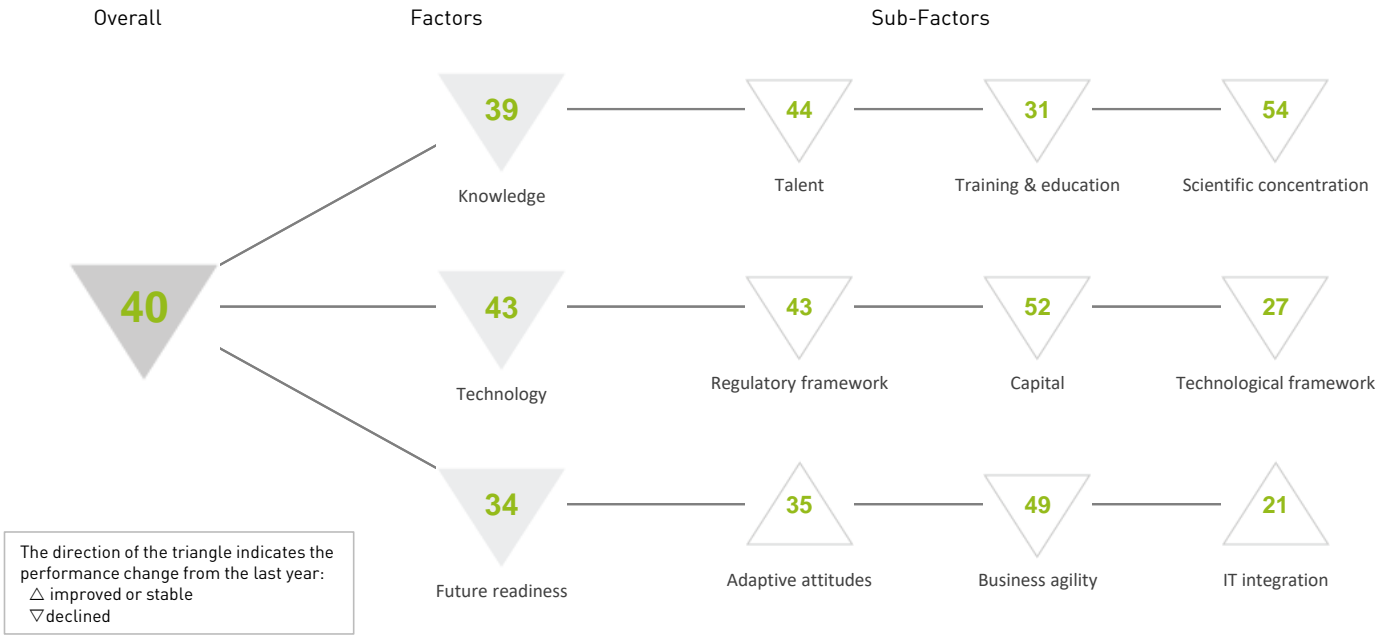


# LATVIA

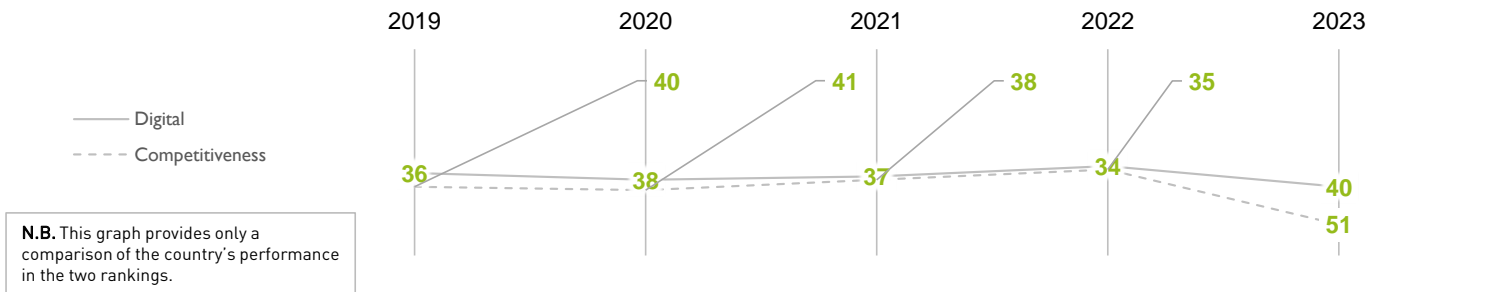
## OVERALL PERFORMANCE (64 countries)



## OVERALL & FACTORS - 5 years

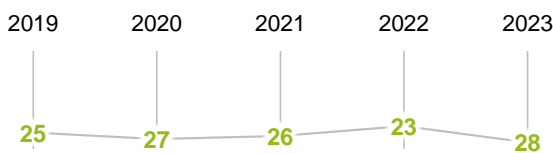
	2019	2020	2021	2022	2023
OVERALL	36	38	37	34	40
Knowledge	36	36	34	36	39
Technology	23	34	34	34	43
Future readiness	45	42	42	32	34

## COMPETITIVENESS & DIGITAL RANKINGS



## PEER GROUPS RANKINGS

### EUROPE - MIDDLE EAST - AFRICA (41 countries)



### POPULATIONS < 20 MILLION (37 countries)



► Overall Top Strengths

▷ Overall Top Weaknesses

## KNOWLEDGE

Sub-Factors	2019	2020	2021	2022	2023
Talent	32	27	24	25	44
Training & education	27	27	30	28	31
Scientific concentration	47	49	51	52	54

Talent	Rank
Educational assessment PISA - Math	23
International experience	54
Foreign highly skilled personnel	49
Management of cities	47
Digital/Technological skills	49
Net flow of international students	15

Training & education	Rank
Employee training	45
Total public expenditure on education	16
Higher education achievement	30
Pupil-teacher ratio (tertiary education)	16
Graduates in Sciences	49
Women with degrees	24

Scientific concentration	Rank
Total expenditure on R&D (%)	45
Total R&D personnel per capita	38
► Female researchers	06
R&D productivity by publication	54
Scientific and technical employment	40
High-tech patent grants	43
Robots in Education and R&D	48

## TECHNOLOGY

Sub-Factors	2019	2020	2021	2022	2023
Regulatory framework	30	37	34	36	43
Capital	35	50	46	39	52
Technological framework	14	13	18	22	27

Regulatory framework	Rank
Starting a business	15
► Enforcing contracts	14
Immigration laws	55
Development & application of tech.	44
▷ Scientific research legislation	58
▷ Intellectual property rights	56

Capital	Rank
IT & media stock market capitalization	26
Funding for technological development	49
▷ Banking and financial services	61
Country credit rating	36
Venture capital	53
Investment in Telecommunications	53

Technological framework	Rank
Communications technology	44
Mobile broadband subscribers	26
Wireless broadband	17
Internet users	29
Internet bandwidth speed	33
High-tech exports (%)	25

## FUTURE READINESS

Sub-Factors	2019	2020	2021	2022	2023
Adaptive attitudes	52	51	51	44	35
Business agility	47	45	48	31	49
IT integration	44	37	37	23	21

Adaptive attitudes	Rank
E-Participation	26
Internet retailing	37
Tablet possession	23
Smartphone possession	22
▷ Attitudes toward globalization	56

Business agility	Rank
Opportunities and threats	48
World robots distribution	52
▷ Agility of companies	58
Use of big data and analytics	48
Knowledge transfer	46
► Entrepreneurial fear of failure	12

IT integration	Rank
E-Government	27
Public-private partnerships	47
Cyber security	36
Software piracy	40
► Government cyber security capacity	11
► Privacy protection by law content	02