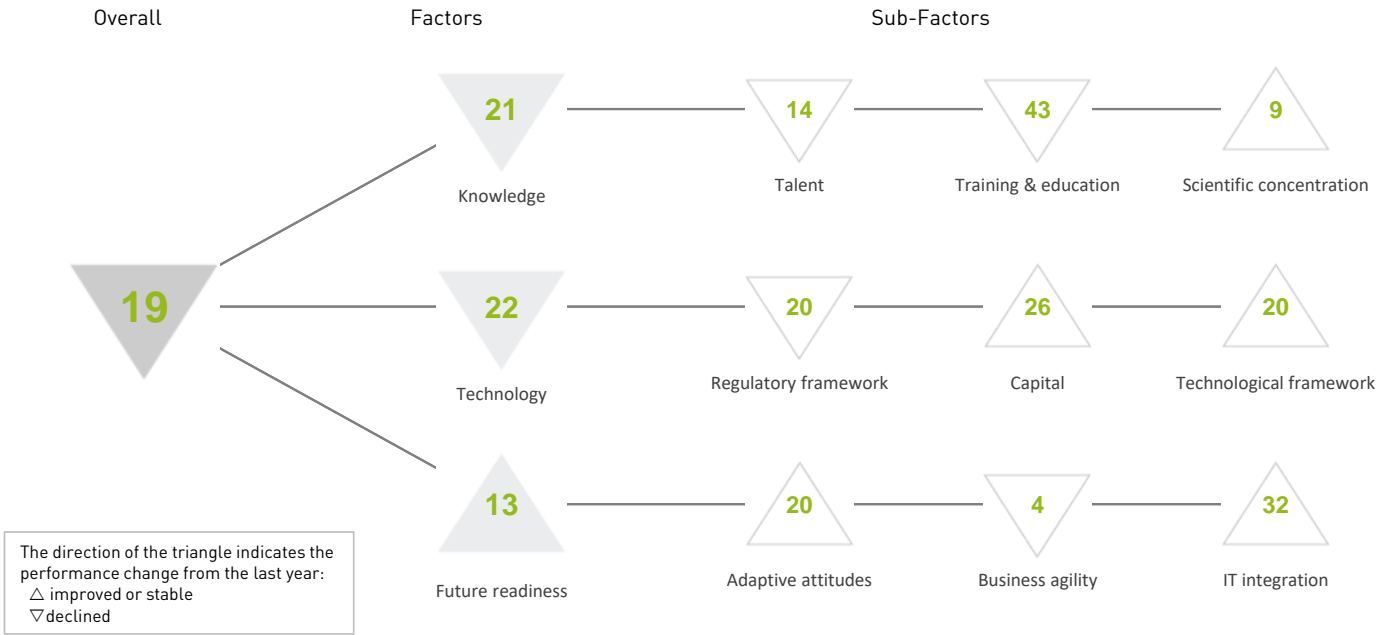


CHINA


OVERALL PERFORMANCE (64 countries)



OVERALL & FACTORS - 5 years

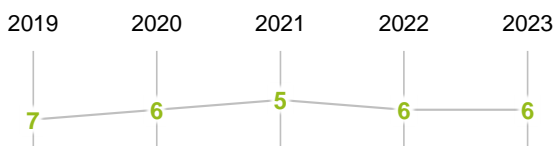
	2019	2020	2021	2022	2023
OVERALL	22	16	15	17	19
Knowledge	18	08	06	17	21
Technology	26	27	20	18	22
Future readiness	21	18	17	15	13

COMPETITIVENESS & DIGITAL RANKINGS



PEER GROUPS RANKINGS

ASIA - PACIFIC (14 countries)



POPULATIONS > 20 MILLION (27 countries)



► Overall Top Strengths

▷ Overall Top Weaknesses

KNOWLEDGE

Sub-Factors	2019	2020	2021	2022	2023
Talent	19	13	12	12	14
Training & education	37	40	35	33	43
Scientific concentration	09	02	01	09	09

Talent	Rank	Training & education	Rank	Scientific concentration	Rank
► Educational assessment PISA - Math	01	Employee training	18	Total expenditure on R&D (%)	15
International experience	39	▷ Total public expenditure on education	54	Total R&D personnel per capita	40
Foreign highly skilled personnel	39	Higher education achievement	12	Female researchers	53
Management of cities	07	Pupil-teacher ratio (tertiary education)	45	► R&D productivity by publication	01
Digital/Technological skills	13	Graduates in Sciences	-	Scientific and technical employment	52
Net flow of international students	50	▷ Women with degrees	54	High-tech patent grants	05
				► Robots in Education and R&D	01

TECHNOLOGY

Sub-Factors	2019	2020	2021	2022	2023
Regulatory framework	20	18	15	16	20
Capital	32	31	27	27	26
Technological framework	32	32	28	24	20

Regulatory framework	Rank	Capital	Rank	Technological framework	Rank
Starting a business	16	IT & media stock market capitalization	22	Communications technology	14
Enforcing contracts	05	Funding for technological development	17	Mobile broadband subscribers	08
Immigration laws	40	Banking and financial services	37	Wireless broadband	18
Development & application of tech.	24	Country credit rating	29	▷ Internet users	54
Scientific research legislation	20	Venture capital	29	Internet bandwidth speed	18
Intellectual property rights	36	Investment in Telecommunications	29	High-tech exports (%)	09

FUTURE READINESS

Sub-Factors	2019	2020	2021	2022	2023
Adaptive attitudes	24	17	19	22	20
Business agility	01	04	03	03	04
IT integration	41	35	32	32	32

Adaptive attitudes	Rank	Business agility	Rank	IT integration	Rank
E-Participation	13	Opportunities and threats	25	E-Government	38
Internet retailing	22	► World robots distribution	01	Public-private partnerships	12
Tablet possession	38	Agility of companies	29	Cyber security	09
Smartphone possession	46	Use of big data and analytics	16	▷ Software piracy	56
Attitudes toward globalization	08	Knowledge transfer	28	► Government cyber security capacity	03
		Entrepreneurial fear of failure	25	▷ Privacy protection by law content	60