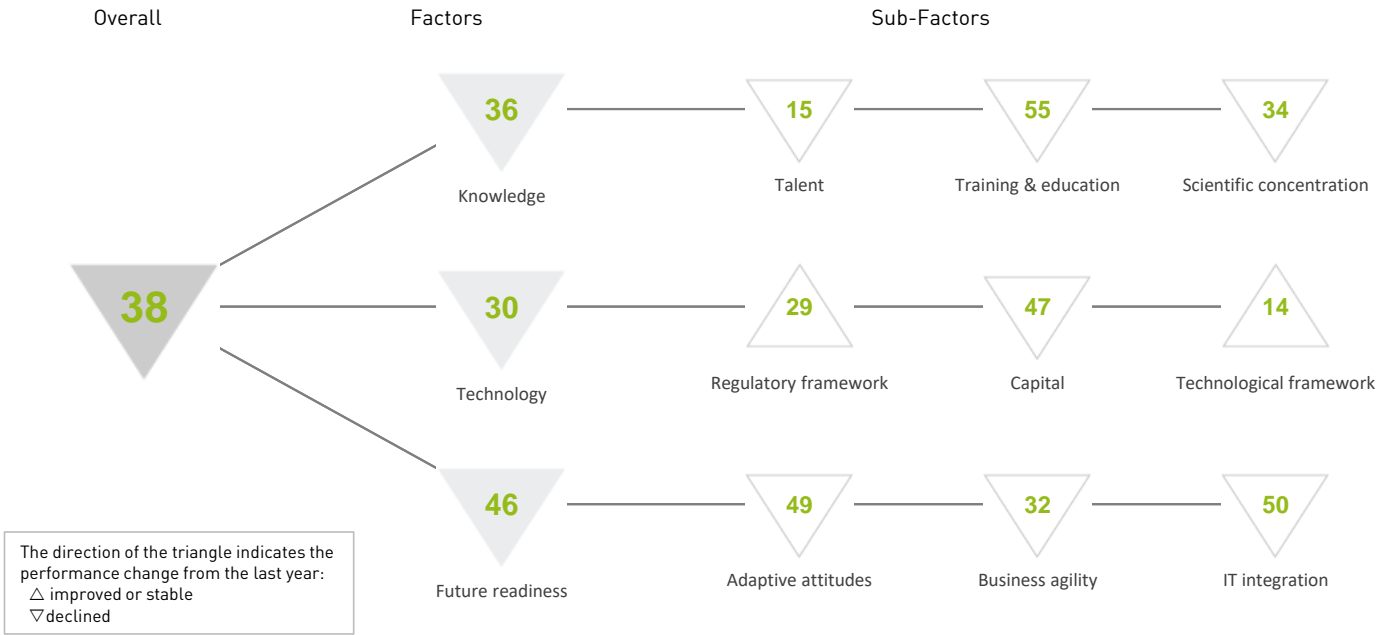


# BAHRAIN

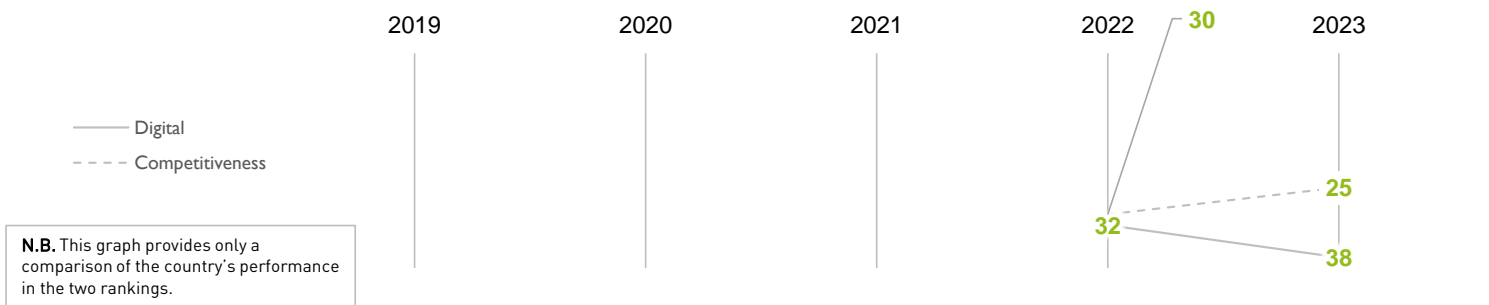
## OVERALL PERFORMANCE (64 countries)



## OVERALL & FACTORS - 5 years

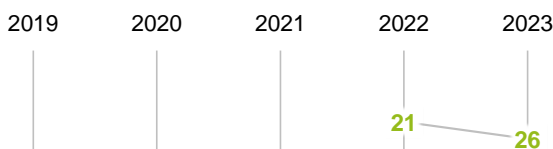
	2019	2020	2021	2022	2023
OVERALL	-	-	-	32	38
Knowledge	-	-	-	34	36
Technology	-	-	-	23	30
Future readiness	-	-	-	36	46

## COMPETITIVENESS & DIGITAL RANKINGS




## PEER GROUPS RANKINGS

### EUROPE - MIDDLE EAST - AFRICA (41 countries)



### POPULATIONS < 20 MILLION (37 countries)



## BAHRAIN

► Overall Top Strengths

▷ Overall Top Weaknesses

## KNOWLEDGE

Sub-Factors	2019	2020	2021	2022	2023
Talent	-	-	-	13	15
Training & education	-	-	-	48	55
Scientific concentration	-	-	-	31	34

Talent	Rank	Training & education	Rank	Scientific concentration	Rank
Educational assessment PISA - Math	-	Employee training	19	Total expenditure on R&D (%)	-
International experience	13	▷ Total public expenditure on education	63	Total R&D personnel per capita	-
Foreign highly skilled personnel	07	Higher education achievement	53	Female researchers	21
Management of cities	13	Pupil-teacher ratio (tertiary education)	55	R&D productivity by publication	-
► Digital/Technological skills	03	▷ Graduates in Sciences	58	Scientific and technical employment	-
Net flow of international students	34	► Women with degrees	03	High-tech patent grants	45
				Robots in Education and R&D	-

## TECHNOLOGY

Sub-Factors	2019	2020	2021	2022	2023
Regulatory framework	-	-	-	32	29
Capital	-	-	-	34	47
Technological framework	-	-	-	17	14

Regulatory framework	Rank	Capital	Rank	Technological framework	Rank
Starting a business	33	IT & media stock market capitalization	30	Communications technology	06
Enforcing contracts	42	Funding for technological development	27	► Mobile broadband subscribers	05
► Immigration laws	01	Banking and financial services	22	Wireless broadband	12
Development & application of tech.	12	▷ Country credit rating	60	► Internet users	05
Scientific research legislation	37	Venture capital	30	Internet bandwidth speed	27
Intellectual property rights	46	Investment in Telecommunications	51	High-tech exports (%)	56

## FUTURE READINESS

Sub-Factors	2019	2020	2021	2022	2023
Adaptive attitudes	-	-	-	23	49
Business agility	-	-	-	29	32
IT integration	-	-	-	46	50

Adaptive attitudes	Rank	Business agility	Rank	IT integration	Rank
▷ E-Participation	59	Opportunities and threats	37	E-Government	47
Internet retailing	49	World robots distribution	-	Public-private partnerships	10
Tablet possession	44	Agility of companies	31	Cyber security	05
Smartphone possession	28	Use of big data and analytics	36	Software piracy	46
Attitudes toward globalization	16	Knowledge transfer	30	Government cyber security capacity	52
		Entrepreneurial fear of failure	-	▷ Privacy protection by law content	61